

SOLARIUM



IRRIGATION



TREADMILL



SAFETY WALL



WALKER

Sublime Horse Exerciser

15 meter 4 horses

15 meter 4 horses / Article no. 22-5-20-00415



**SOLARIUM****IRRIGATION****TREADMILL****SAFETY WALL****WALKER**

Sublime Horse Exerciser

The Sublime Horse Exerciser from Q-Line is designed for safe, controlled and well-structured movement. This system offers a practical and spacious solution for daily use and integrates easily into a wide range of training routines. With its solid construction and intuitive operation, horses can be guided calmly and clearly during each exercise session.

Technology and Safety Combined

The Sublime Horse Exerciser is equipped with:

- Extra-strong support arms for optimal stability
- Central direct-drive motor with safety coupling and protective cover
- Safety Flex push gates: lightweight, impact-resistant and horse-friendly
- Walk/trot control box with two-position switch for separate or combined movement

This combination makes the exerciser suitable for calm, structured activity across various training situations.

Benefits of the Sublime Horse Exerciser

- Varied movement: supports rhythm, routine and clarity during exercise
- Safe, defined space: clear structure for both horse and handler
- Efficient operation: possibility to work multiple horses at once
- Quiet environment: ideal for controlled activity during buildup and daily routines
- Long service life: robust construction with low-maintenance components

- ✓ Including shock preparation
- ✓ Electronic braking system
- ✓ Direct drive
- ✓ Safety coupling
- ✓ Whisper silent during operation
- ✓ Safety Flex push panel
- ✓ Push panels with safety release
- ✓ Low maintenance
- ✓ CE mark
- ✓ Extra heavy duty

Who Is It Suitable For?



SOLARIUM



IRRIGATION



TREADMILL



SAFETY WALL



WALKER



Features

Safety:

The Sublime horse exerciser is designed to train your horses as safely as possible and include equipped with a direct drive with a safety break coupling, Safety Flex "lightweight impact-resistant horse-friendly" push panels and electronic overload adjustment. All dangerous moving parts are protected against contact. The drift fences are suspended in specially developed brackets that ensure that a horse cannot get stuck on a drift fence.

Durability:

By using high-quality industrial parts, we can ensure a very long service life guarantee. Due to a technologically advanced design, the exerciser turns almost silently and very lightly, this makes the Q-line® horse exercisers particularly energy efficient. The Sublime has a cover on the rotating part to protect it against the elements.

External characteristics:

The designs of the horse exerciser aim for a compact and minimalist appearance. The drive section of the exerciser is protected against contact. The drift fences are suspended at a height of 2 meters and made of an aluminum cross bar containing 10 x 1.6 meter long impact-resistant plastic tubes wrapped with a stainless steel spring for electric shock conduction.

Maintenance:

The Q-line® exercisers are very solidly constructed and require very little maintenance. Through the technologically advanced design and the materials used, there is virtually no wear or corrosion, so maintenance is minimized.

Quality marks:


All horse exercisers comply with the machine directive 2006 / 42EG and are provided with the correct quality marks as standard the Q-line® horse exercisers are certified according to the NEN 3140 and OSH directive guidelines and meet all European safety requirements.

Control:

The walk-trot box supplied as standard fulfills the need to train the horses daily.

The waterproof box is equipped with:

- 1 main switch
- 2 position switch to choose between walking and trotting.
- 2 potentiometers for the speeds to be set
- 3 position switch to set the turning time - 5/10/15 minutes
- 1 switch to guide the horses in and out of the exerciser
- 2 position switch to let the horses walk only left or only right
- * optional electric current control switch



SOLARIUM



IRRIGATION



TREADMILL




SAFETY WALL




WALKER

Configuration & options




Fencing 15 meter walker



Lubrication system 12 months



Shock device set Basic 230



Track irrigation Sublime



Control box cover




Passage 15 meters 750N



Programmable box 230V- 0,75KW



Powder coating


SOLARIUM

IRRIGATION

TREADMILL

SAFETY WALL

WALKER

Specifications

Diameter	15 meter
nr of horses	4
Height	2,3 meter
Width	Walk way 2,5 meter
Speed	16 kmh Adjustable
Time	Adjustable 5/10/15 minutes
Drive system	Direct drive
Secure	Break coupler
Electronic brake	yes, adjustable
Included	Shock preparation
Power supply	230 Volt, 50 Hz
Power usage	1000 Watt
Fuse with	16A Type F
Ampere	10A
IP rating	54
Quality mark	CE / NEN3140 / OHS
Drift Fence	Safety Flex, Aluminium pole with flexible safety rods
Suplied as standard	Control box WCB 2.1
Cable length	Motor cable 14 meter
Basic material	Galvanized steel NEN-EN-ISO 1461-99.
Fixings	Included
Transport size	1 pallet 300cm x 80cm x 150cm
Transport weight	529 KG

Contact details

Q-Line Equestrian B.V.

Haarbrinksweg 47

7678 RS Geesteren

Tel. +31(0)546212361

info@Q-Line.com

www.q-line.com