




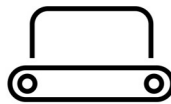
Q-LINE



SOLARIUM



IRRIGATION



TREADMILL



SAFETY WALL



WALKER

Pop up irrigation

Manual operation

Pop up basic 20x40 / Article no. 26-5-12-02040




SOLARIUM

IRRIGATION

TREADMILL

SAFETY WALL

WALKER

Dust development is a well-known problem in the riding arena. Low humidity and intensive use of the soil quickly leads to whirling dust and sand and an unstable footing. Training under these conditions is not pleasant and very unhealthy for horse and rider.

A regularly irrigated riding arena has a significantly longer life and a better driving surface. Q-Line® uses special nozzles in its systems that spray the riding surface evenly by means of the correct mist. Your riding arena becomes durable and dust-free with a Q-line irrigation system.

Our basic pop-up irrigation system consists of a fully manual-operated system. Upon purchase, you will receive a package containing all the necessary components for easy installation, including hoses, connectors, clamps, Teflon tape, adhesive, and nozzles. Additionally, a clear 3D manual is provided, enabling you to easily understand how the parts fit together. You can conveniently connect your own pump to the system using the included 1" connection

- ✓ High-quality nozzles
- ✓ Extremely robust
- ✓ Easy operation
- ✓ Nozzles fully adjustable 50-360 degrees
- ✓ Improved waste water tolerance




Features

Fixed pop-up sprinklers are usually placed next to the arena border. Due to the optimal distribution of the nozzles, an even sprinkling is obtained.

Depending on the number of manually operated valves, the riding arena is sprayed several times due to with water supply and capacity distribution of the pump.



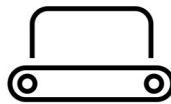
Q-LINE



SOLARIUM



IRRIGATION



TREADMILL



SAFETY WALL




WALKER

Standard options



Pump set basic



SOLARIUM



IRRIGATION



TREADMILL



SAFETY WALL



WALKER

Specifications

Width	20 mtr
Length	40mtr
Nozzles	8
Manual Valve	4
Connection	1"outer thread
Required working pressure	4,5 bar
Required liters	3500 l/h
Not included	Pump
Transport size	120x80x150 cm
Transport weight	100 kg

Contact details

Q-Line Equestrian B.V.

Haarbrinksweg 47

7678 RS Geesteren

Tel. +31(0)546212361

info@Q-Line.com

www.q-line.com