



SOLARIUM



IRRIGATION



TREADMILL



SAFETY WALL




WALKER

# Indoor Arena Lighting

## 20x40 Basic

Indoor Arena Lighting 20x40 Basic / Article no. 09-4-05-02040





## Q-Line Indoor Arena Lighting: Basic Package – Perfect Lighting for Your Arena

With Q-Line's indoor arena lighting, you bring perfectly balanced lighting into your space, specifically designed to enhance your riding experience. Our lighting provides a maximum output of 250 lux, meeting the highest standards recommended by FNRS:

- **Recreational level:** 150-200 lux
- **Professional use:** 200 lux
- **Top sport level:** 250 lux

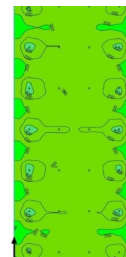

Based on the average dimensions of a riding arena, we have developed a carefully designed lighting plan. This results in an efficient setup that ensures even light distribution across the entire arena. The outcome? Top-level lighting at a recreational price!

## What's Included in the Basic Package?

The Basic Package is complete and easy to install yourself. Everything you need is included:

- High-quality LED lamps for optimal light quality
- Cables and chains for sturdy mounting
- Junction boxes and clamps for reliable connections
- Clear instructions to get started easily

With Q-Line's indoor arena lighting, you combine ease of use, quality, and affordability. Ensure your arena is always perfectly lit, whether you're riding recreationally or training for top-level competition!



## Features

- ? **Maximum Light Output:** Up to 250 lux, ideal for recreational riding, professional use, and top-level sports.
- ? **Even Light Distribution:** No dark corners, perfect illumination across the entire arena.

Image not found **Perfect Light Distribution**

Image not found **Maximum Light Output**

Image not found **Easy Installation**

Image not found **Affordable Top Quality**

Image not found **Sustainable LED Technology**

Image not found **Flexible Solutions**

Image not found **User-Friendly Design**



SOLARIUM



IRRIGATION



TREADMILL



SAFETY WALL



WALKER

- ? **High-Quality LED Technology:** Energy-efficient, durable, and low-maintenance.
- ? **Complete Packages:** Everything you need for an easy installation is included.
- ? **Flexibility:** Choose the Basic Package for simplicity or the Sublime Package for a professional finish.
- ?? **Ease of Use:** Optional switches at the entrance for convenient control.
- ? **Durable Materials:** Cables and accessories designed for long-lasting performance.
- ? **Affordable Quality:** Professional lighting at an attractive price.
- ? **Let your indoor arena shine with Q-Line – the perfect blend of quality and convenience!**

**SOLARIUM****IRRIGATION****TREADMILL****SAFETY WALL****WALKER**

## Specifications

<b>Power supply</b>	230V
<b>Fuse with</b>	Circuit breaker (preferably 16A)
<b>Ampere</b>	16A (depending on configuration)
<b>IP rating</b>	IP 65
<b>Number of LED lamps</b>	20 x 100W 154,3 lm/W
<b>Basic material</b>	Aluminum and high-quality plastic components
<b>Fixings</b>	Includes cables and chains for suspension
<b>Width</b>	20 meter
<b>Length</b>	40 meter
<b>Included</b>	Includes cables, chains, clamps,
<b>Suited for</b>	Binnen rijbakken van recreatie tot topsport
<b>Cable length</b>	Supplied with necessary cables (custom length)
<b>Colour</b>	White light at 5000K (neutral white)
<b>Power usage</b>	Depends on the number of LED lamps, averaging 100W
<b>Suspension</b>	Includes cables and chains for suspension
<b>Number of LED lamps</b>	Variabel, afhankelijk van het gekozen lichtplan
<b>Transport size</b>	Europallet 120x80 cm

## Contact details

**Q-Line Equestrian B.V.**

Haarbrinksweg 47

7678 RS Geesteren

Tel. +31(0)546212361

[info@Q-Line.com](mailto:info@Q-Line.com)

[www.q-line.com](http://www.q-line.com)