




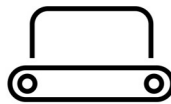
**Q-LINE**



**SOLARIUM**



**IRRIGATION**



**TREADMILL**



**SAFETY WALL**



**WALKER**

## **Outdoor riding arena lighting**

### **Tiltable light pole**

Light pole Basic / Article no. 09-5-10-00001





SOLARIUM



IRRIGATION



TREADMILL



SAFETY WALL



WALKER

Optimize your outdoor riding arena with essential terrain lighting, enabling effortless riding or teaching even during the evening hours.

When choosing outdoor arena lighting, important criteria need to be considered. The desired lighting intensity for training arenas is achieved with our LED lamp, which you can optionally select from the menu. This powerful lamp ensures brightness and efficiency.

Our tiltable mast, supplied as a convenient kit measuring 3m x 0.3m x 0.8m, including the box and cables, provides the flexibility you require. After pouring the concrete base, you can install the mast, reaching an impressive height of approximately 8m.

Ensure your outdoor arena is perfectly illuminated, allowing you to enjoy your evening rides or lessons safely and without hindrance. Choose our high-quality LED lighting and reap the benefits of a well-lit arena.

**Energy Efficiency:** LED lighting is renowned for its energy efficiency. Compared to traditional lighting systems, LEDs consume significantly less electricity, resulting in lower energy costs and a reduced ecological footprint. This can be especially beneficial for large horse riding arenas with prolonged lighting needs.

**Long Lifespan:** LED bulbs have a significantly longer lifespan than conventional ones. They can last up to 50,000 hours, meaning they need to be replaced less frequently. This not only saves on replacement costs but also reduces maintenance efforts.

**Directional Lighting:** LEDs can be directed to shine the light exactly where it's needed. This is particularly useful for a horse riding arena where specific areas such as the arena, obstacles, or spectator area need to be illuminated. With LEDs, light beams can be precisely controlled and aimed, resulting in better illumination and reduced light spillage.

**Safety and Visibility:** LED lighting provides excellent brightness and color rendering, offering enhanced visibility and safety in the horse riding arena. Riders, trainers, and spectators can clearly see the horses and the surroundings, reducing the risk of accidents. Moreover, LEDs provide consistent lighting without flickering, which can help reduce eye fatigue and promote the well-being of both humans and animals.


Determine the mounting height based on the following calculation.

Maximum width is mast height 8m x 2.5 = approx. 20m

Maximum depth is mast height 8m x 2.5 = approx. 20m

We have already calculated how many light poles are needed and where they are best placed for you. You can find the installation drawing in the **downloads** section.

- ✓ 5 years warranty
- ✓ Steel pole
- ✓ Compact in transport
- ✓ With tilting point
- ✓ Led lamp fixture not included



SOLARIUM



IRRIGATION




TREADMILL



SAFETY WALL



WALKER



## Features

### Safety:

The construction parts are calculated on the supplied lamp and by following the foundation regulations the pole will be safe and stable for years.

### Durability:

By using high-quality industrial parts, we can guarantee a very long life. The steel parts are galvanized and the LED lamp has a very long life span.

### External characteristics:

The pole is made up of 4 separate parts that are easy to slide together and are secured with bolts.

### Maintenance:


The pole does not require maintenance. Should there be something with the lamp, the mast can easily be tilted by means of the tilting mechanism.

### Quality mark:

The pole complies with NEN 3140 and is provided with the correct quality marks as standard and thus meets all European safety requirements.



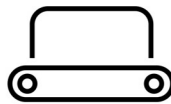
**Q-LINE**



**SOLARIUM**



**IRRIGATION**



**TREADMILL**



**SAFETY WALL**



**WALKER**

## Configuration & options




Fast setting concrete



LED flood light 150W Basic



LED flood lamp 150W Sublime

**SOLARIUM****IRRIGATION****TREADMILL****SAFETY WALL****WALKER**

## Specifications

<b>Height</b>	8,2 meter
<b>Width</b>	16 cm
<b>Thickness</b>	Sq 80mm - Sq 60mm
<b>Weight</b>	95 kg
<b>Connection</b>	in junction box
<b>Basic material</b>	Galvanized steel
<b>Fixings</b>	Included
<b>Included</b>	Junction box
<b>Cable length</b>	10 mtr
<b>Quality mark</b>	CE
<b>Not included</b>	Led lamp fixture
<b>Other</b>	Deze mast dient in de betonvoet gestort te worden.
<b>Transport weight</b>	100 kg
<b>Transport size</b>	300 x 30 x 80 cm

## Contact details

### **Q-Line Equestrian B.V.**

Haarbrinksweg 47

7678 RS Geesteren

Tel. +31(0)546212361

[info@Q-Line.com](mailto:info@Q-Line.com)

[www.q-line.com](http://www.q-line.com)