


**SOLARIUM**

**IRRIGATION**

**TREADMILL**

**SAFETY WALL**

**WALKER**

## Basic XL horse walker


18 meter 6 horses

18 meter 6 horses / Article no. 22-5-15-00618



This model is very suitable for the private stable with its own horses. With a safe feeling you can work your horses knowing they are getting the right exercise simply but effectively. The standard walk control provides your horse the daily exercise. As standard it is equipped with adjustable timer for direction change and the speed can easily be adjusted with the speedometer.

- ✓ elastic coupling
- ✓ Electric shock preparation
- ✓ Low maintenance
- ✓ Easy to operate
- ✓ Mesh drift fences



SOLARIUM



IRRIGATION




TREADMILL



SAFETY WALL



WALKER



## Features

### Safety:

The Q-line® horse exercisers are specially designed to be as safe as they can be and are equipped with a direct drive with elastic coupling, lightweight mesh fences and electrical safety settings. All moving parts are protected from contact.

### Durability:

By making use of high quality industrial material we can ensure a long lifespan. The technologically advanced design makes the Q-line® horse exerciser rotate smooth- and quietly. The minimal friction put less strain on the driving engine so that little energy is used.

### External characteristics:

In the designing Q-line® has strived to create a compact and minimalistic appearance. The push fences hang 2 meter high and are 1,97 meter wide and 1,22 high and are around protected with a plastic cover.

### Maintenance:

The Q-line® exerciser is a solid construction and requires little maintenance. The technologically advanced design and choice in materials minimize corrosion so that maintenance is barely needed.


### Quality mark:

All Q-Line® Horse exercisers conform to the machine code 2006/42/EG and are fit with the CE quality mark. The Q-line® solaria are certifiably approved by KEMA according to the NEN 3140 and OSH directive en hereby conform to all European safety requirements.

### Control:

The control box is equipped with an internally adjustable timer for direction change.

The speed is easy to set with the waterproof speed potentiometer.



**SOLARIUM**



**IRRIGATION**



**TREADMILL**



**SAFETY WALL**



**WALKER**

## Standard options



Basic XL fencing 18,6 mtr



Lubrication system 12 months



Shock device set Basic 230



Track irrigation Basic



Control box cover


**SOLARIUM**

**IRRIGATION**

**TREADMILL**

**SAFETY WALL**

**WALKER**

## Specifications

|                            |                                          |
|----------------------------|------------------------------------------|
| <b>Diameter</b>            | 18 meter                                 |
| <b>nr of horses</b>        | 6                                        |
| <b>Drive system</b>        | Direct drive                             |
| <b>Speed</b>               | 12 kmh adjustable                        |
| <b>Time</b>                | 6 minutes turn time                      |
| <b>Drive system</b>        | Direct drive                             |
| <b>Secure</b>              | Elastic coupling                         |
| <b>Drift Fence</b>         | Mesh with all-round protection 2x1,5 mtr |
| <b>Other</b>               | Center post on middle frame              |
| <b>Electronic brake</b>    | Yes                                      |
| <b>Power supply</b>        | 230V, 50Hz                               |
| <b>Fuse with</b>           | 16A Type F                               |
| <b>Power usage</b>         | 1000 Watt                                |
| <b>Fixings</b>             | Including                                |
| <b>Basic material</b>      | Galvanised steel NEN-EN-ISO 1461-99.     |
| <b>IP rating</b>           | 54                                       |
| <b>Suplied as standard</b> | Controlbox WCB 1.1                       |
| <b>Cable length</b>        | Motor cable 14 meters                    |
| <b>Quality mark</b>        | CE / NEN 3140 / OSH                      |
| <b>Included</b>            | Shock preparation                        |
| <b>Transport weight</b>    | 450Kg                                    |
| <b>Transport size</b>      | 1 pallet 300cm x 80cm x 150cm            |

## Contact details

**Q-Line Equestrian B.V.**

Haarbrinksweg 47

7678 RS Geesteren

Tel. +31(0)546212361

[info@Q-Line.com](mailto:info@Q-Line.com)

[www.q-line.com](http://www.q-line.com)