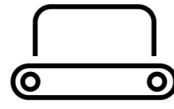


SOLARIUM



IRRIGATION



TREADMILL



SAFETY WALL




WALKER

Nozzle irrigation

Standard irrigation

Nozzle irrigation basic 20x40 / Article no. 26-5-06-02040

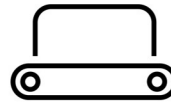




SOLARIUM



IRRIGATION



TREADMILL



SAFETY WALL



WALKER

A Nozzle irrigation system in a horse riding arena is an irrigation system that uses pipes installed above the ground and connected to a water source. The system is designed to spray the riding arena with a fine mist of water to keep the soil moist and reduce dust, improving the safety and comfort of the horses while riding.

The mist tube system works by forcing high pressure water through the tubes and spraying through small nozzles located along the tubes. The nozzles are designed to produce a fine mist of water that is evenly distributed over the riding arena.

The Nozzle irrigation system is automated with a timer, which can activate the system at set times to water the arena, even when no one is present. This ensures efficient use of water and saves time and effort when manually watering the riding arena.

A U-shaped pipe is installed above the hoof track for separate spraying of the track.

Because the system hardly drips, the riding hall can be used again immediately after spraying.

As a horse owner, you know how important it is to keep your horse in a safe and comfortable environment. In addition to offering good feed and sufficient exercise, it is also important to optimize the environment in which your horse is located. A spray tube system for a horse riding arena can help with this.

What are the advantages of a spray tube system for a horse riding arena?

Increased safety: A spray tube system can help reduce airborne dust and pollen, improving air quality in the riding arena. This can reduce the risk of respiratory problems in your horse.

Comfort for horse and rider: A Nozzle irrigation system can help to lower the temperature in the riding arena, especially during hot summer months. This can help both horse and rider stay comfortable while riding.


Soil Dust Reduction: A spray tube system can help to reduce soil dust, improving soil quality and reducing wear on the horse's hooves.

Insect reduction: The misted water can also help repel flies and other insects, making your horse less stressed while riding.

How do you install a mist tube system?

A spray tube system can be installed in different ways, depending on the size and shape of the riding arena. In general, the system consists of pipes that are placed along the edge of the riding arena and nozzles that atomize water in the riding arena. It is important to properly install and adjust the system to achieve the desired effects.

- ✓ Wear-resistant nozzles
- ✓ Years of proven electronic control
- ✓ Extremely robust
- ✓ Easy operation
- ✓ Separate riding track irrigation
- ✓ Perfect water distribution

**SOLARIUM****IRRIGATION****TREADMILL****SAFETY WALL****WALKER**

Features

Safety:

The Q-line® irrigation systems are equipped with special sprinklers to irrigate the riding surface as evenly as possible, creating a perfect mist that guarantees a stable riding surface.

Durability:

High-quality materials and a solid construction make Q-line® irrigation systems a sustainable investment. The irrigation systems can be equipped with an automatic draining system.

Appearance:


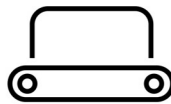
Due to the optimal distribution of the sprinklers, an even irrigation is obtained. The sprinklers are controlled automatically by means of an easy-to-operate control.

Maintenance:

Due to the high-quality materials used, maintenance of the irrigation systems is minimized. As an option, the system can even drain automatically so that there is no risk of freezing in winter.

Hallmarks:

All Irrigation installations comply with the Machinery Directive 2006/42EG and are standard equipped with the CE quality mark. The Q-line® Irrigation installations are where necessary factory certified according to the NEN 3140 and ARBO guideline and therefore meet all European safety requirements

**SOLARIUM****IRRIGATION****TREADMILL****SAFETY WALL****WALKER**

Specifications

Nozzles	Mist
Width	20 meters
Length	40 meters
Suspension	On purlin beams
Other	Control box
Time	Adjustable
Required liters	3000 l/h
Required working pressure	3-4 bar
Fixings	Included
Weight	375 kg
Connection	5/4"
Basic material	Synthetic material
Power supply	230V 50hz
Power cord	230V L/N/PE
Electric valve	6 Electric
Valve voltage	24V
IP rating	55
Not included	Pump
Quality mark	CE
Transport weight	425 kg
Transport size	600 x 80 x 100 cm

Contact details

Q-Line Equestrian B.V.

Haarbrinksweg 47

7678 RS Geesteren

Tel. +31(0)546212361

info@Q-Line.com

www.q-line.com